




AVAILABLE FOR LEASE

METRO BUSINESS TOWER

2525 NW EXPRESSWAY
OKLAHOMA CITY, OK 73112

PROPERTY FEATURES

BUILDING SIZE:	± 72,960 SF
SPACE AVAILABLE:	± 168 - 26,408 SF
LOT SIZE:	± 2.27 AC
YEAR BUILT:	1973
STORIES:	6
PARKING SPACES:	209 Surface
PARKING RATIO:	2.86 / 1,000
TENANCY:	Multi
USE:	Office
ZONING:	O-2



METRO BUSINESS TOWER

2525 NW EXPRESSWAY
OKLAHOMA CITY, OK 73112



AVAILABLE SUITES

• 1ST FLOOR:

- Suite 100: ± 1,138 SF
- Suite 102: ± 1,527 SF
- Suite 105: ± 1,194 SF
- Suite 107: ± 1,425 SF

• 2ND FLOOR:

- Suite 201: ± 801 SF
- Suite 204: ± 580 SF
- Suite 206: ± 1,924 SF
- Suite 207: ± 1,134 SF
- Suite 208: ± 197 SF

• 3RD FLOOR:

- Suite 318: ± 168 SF
- Suite 321: ± 1,063 SF
- Suite 339: ± 679 SF

• 4TH FLOOR:

- Suite 402: ± 573 SF
- Suite 403: ± 1,868 SF
- Suite 404: ± 1,818 SF
- Suite 405: ± 1,007 SF
- Suite 460: ± 1,463 SF

• 5TH FLOOR:

- Suite 502: ± 238 SF
- Suite 532: ± 4,306 SF
- Suite 513: ± 651 SF

• 6TH FLOOR:

- Suite 608: ± 1,354 SF
- Suite 612: ± 1,020 SF

LEASE RATE: \$15.00 FSG

VIVIENNE VOGLER
+1 405 570 8585
vvogler@commercialoklahoma.com

MICAH SHERMAN
+1 405 488 5548
msherman@commercialoklahoma.com

TRAVIS C MASON
+1 405 297 9924
tmason@commercialoklahoma.com

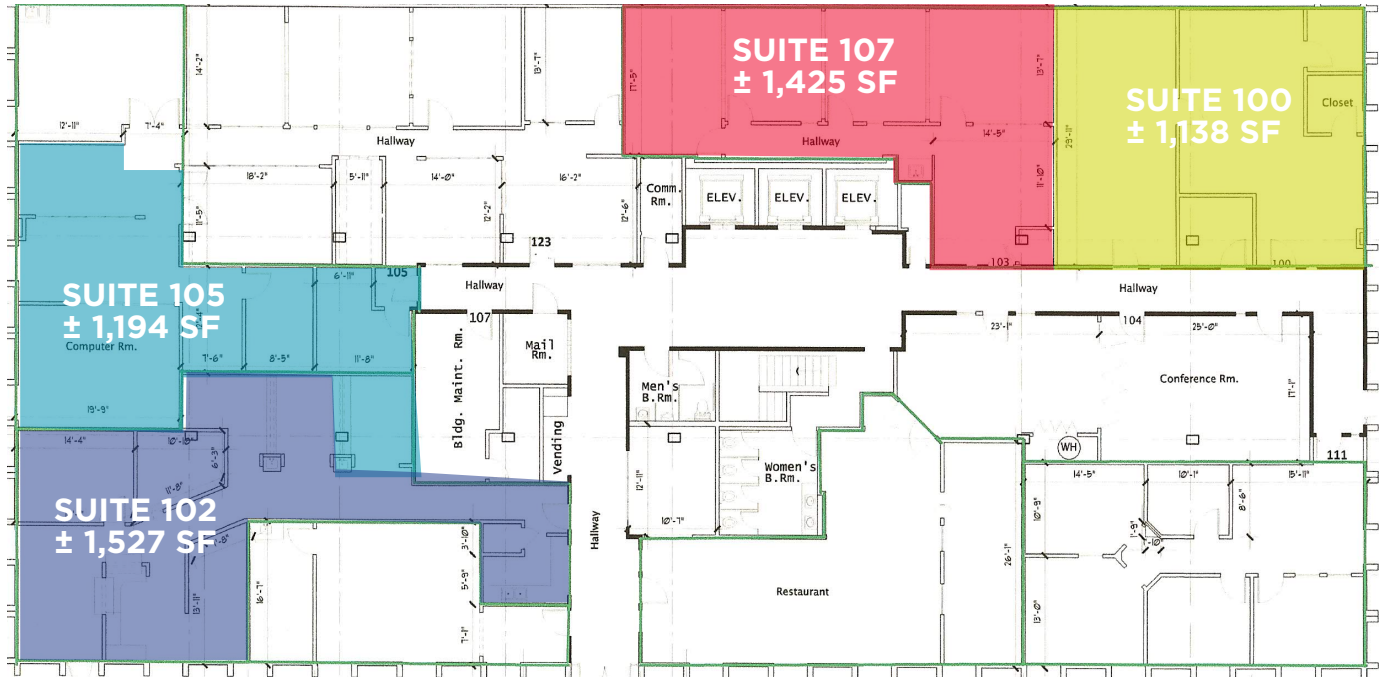
OKLAHOMA CITY

204 N Robinson Ave, Suite 2000, Oklahoma City, OK 73102
+ 1 405 563 5000
commercialoklahoma.com



FLOOR PLANS

1ST FLOOR

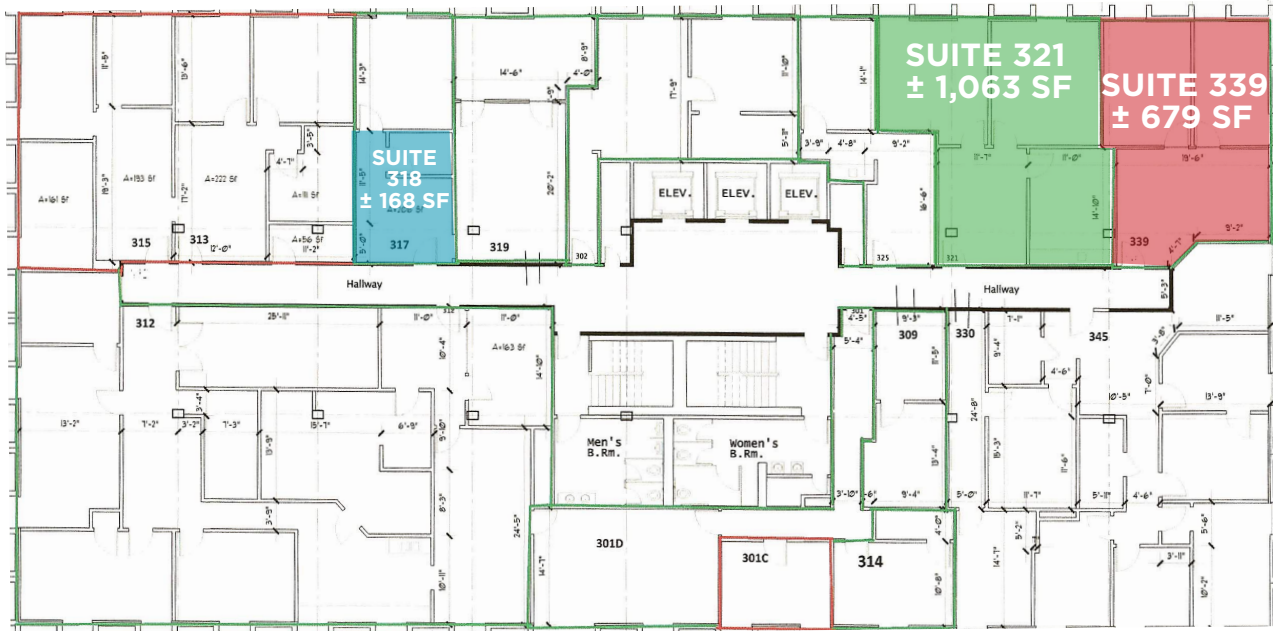


2ND FLOOR

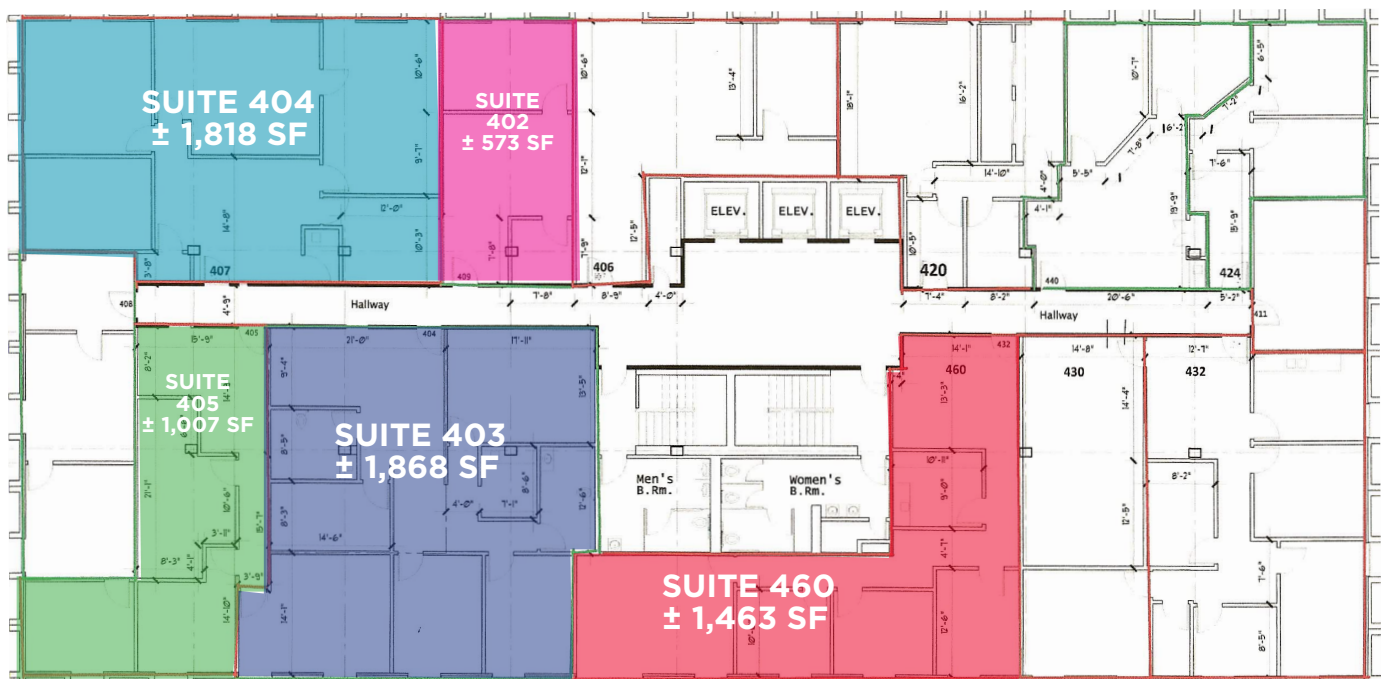


**FLOOR
PLANS**

3RD FLOOR

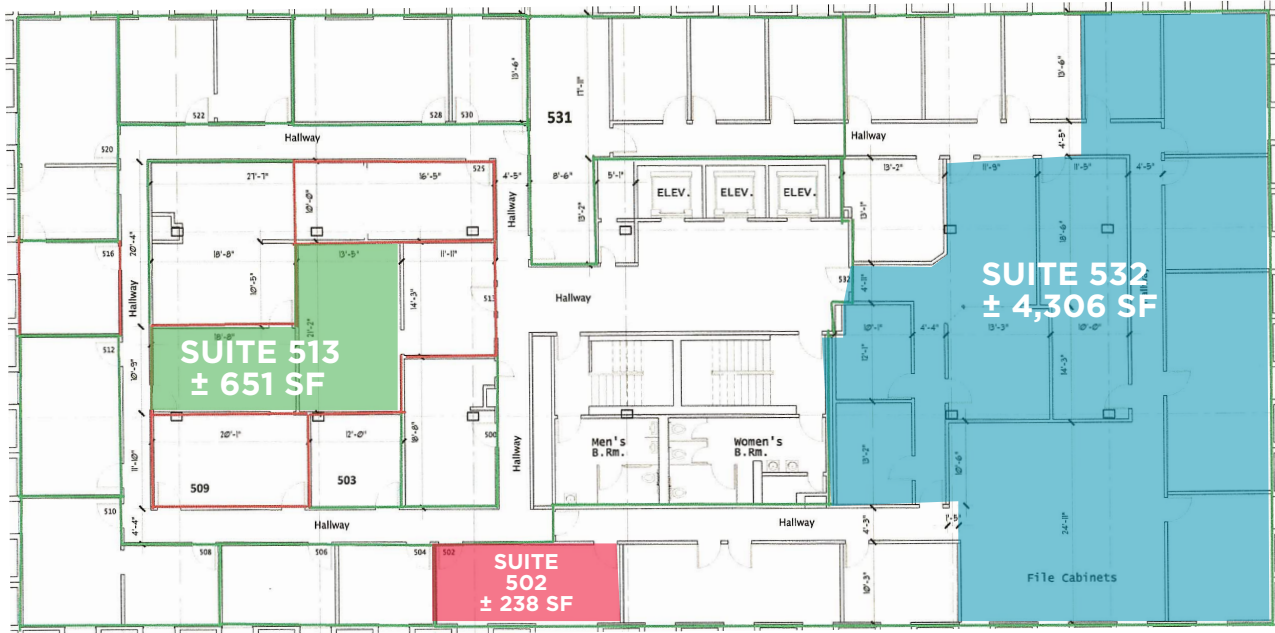


4TH FLOOR



**FLOOR
PLANS**

5TH FLOOR



6TH FLOOR

